

# Competitive Benchmarking Report

## Sample Hospital

A comparative assessment of quality and patient safety,  
derived from measures on the Leapfrog Hospital Survey.



# About the Leapfrog Value-Based Purchasing Platform

**This Competitive Benchmarking Report is based on the Leapfrog VBP Platform methodology and is powered by the Leapfrog Hospital Survey.**

The Leapfrog VBP Platform is a **tool** for health plans, employers, and other large purchasers to identify the **highest-quality, most efficient hospitals**, as well as hospitals demonstrating improvement, in individual markets and across the country. The Platform **calculates an overall composite score, the Value Score**, using data from the Leapfrog Hospital Survey, which allows for **benchmarking hospital performance**. Plans can then choose to reflect this performance in financial incentives, penalties, and/or contractual provisions.

This Competitive Benchmarking Report **allows hospitals to identify areas of strength** and those in need of improvement, and **compares performance nationally and regionally**. Competitive Benchmarking Reports are available only for hospitals that complete the 2017 Leapfrog Hospital Survey.

The Value Score consists of data collected through the Leapfrog Hospital Survey, categorized into **four domains**. The standard weight for each domain is included below; for hospitals for which certain domains are not applicable, the weights of the remaining domains are adjusted. Your hospital's weight for each domain is included on the following pages.

- Medication Safety (18%): Medication Safety-Computerized Physician Order Entry (CPOE) and Bar Code Medication Administration
- Inpatient Care Management (23%): ICU Physician Staffing (IPS), NQF Safe Practices, The Leapfrog Group "Never Events" Policy, and Antibiotic Stewardship Practices
- Infections & Injuries (41%): Central-line associated blood stream infections (CLABSI) in ICUs and select wards, Catheter-associated urinary tract infections (CAUTI) in ICUs and select wards, Methicillin-resistant Staphylococcus Aureus (MRSA) Blood Laboratory-identified Events, Facility-wide inpatient Clostridium difficile (C.Diff.) Laboratory-identified Events, Surgical Site Infections from colon surgery (SSI: Colon), Hospital-Acquired Pressure Ulcer, and Hospital-Acquired Injury
- Maternity Care (18%): Elective Deliveries, Cesarean Birth, Episiotomy, Process Measures of Quality, and High-Risk Deliveries

Measures within each domain are weighted based on the following criteria: **Volume** (number of patients impacted by the measure), **Harm** (severity of harm being measured or resulting from hospitals not adhering to the clinical guidelines being measured), and **Resource Use** (excess costs related to the measure).



[LEARN MORE](#)

[www.LeapfrogGroup.org/VBP-Platform](http://www.LeapfrogGroup.org/VBP-Platform)



[LEARN MORE](#)

[www.leapfroggroup.org/survey](http://www.leapfroggroup.org/survey)

## How to Use this Report

**This Competitive Benchmarking Report is powered by the Leapfrog VBP Platform, a program of The Leapfrog Group.**

Leapfrog's Competitive Benchmarking Reports summarize and benchmark hospitals' Leapfrog Hospital Survey Results. The reports are designed to help hospitals present their survey results in an easy-to-understand format to engage multiple stakeholder groups, including medical staff, administrators, front-line caregivers, and boards of directors. In addition to summarizing performance on 18 national measures of safety, quality, and efficiency, the reports can be used to highlight areas of excellence and identify areas for improvement.

**To take full advantage of the features of this report, hospitals should:**

- Use the state and national averages to set goals for improvement
- Use the domain scores to engage boards of directors in a dialogue around performance on quality and safety
- Use the overall Value Score and decile ranking to set goals for improvement

**Health plans in some markets are utilizing the Leapfrog VBP Platform as a pay-for-performance or financial reward tool.**

Hospitals interested in securing financial recognition for their participation in and performance on the Leapfrog Hospital Survey should speak with their contracted health plans about opportunities to implement the Leapfrog Value-Based Purchasing Platform.



[LEARN MORE](#)

[www.LeapfrogGroup.org/VBP-Platform](http://www.LeapfrogGroup.org/VBP-Platform)



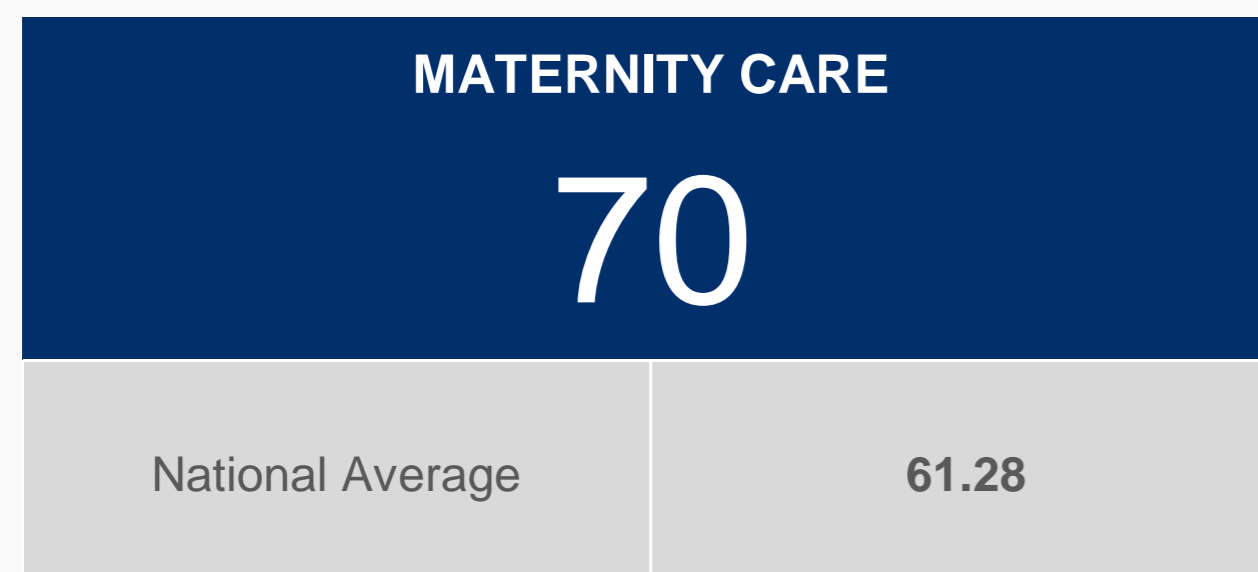
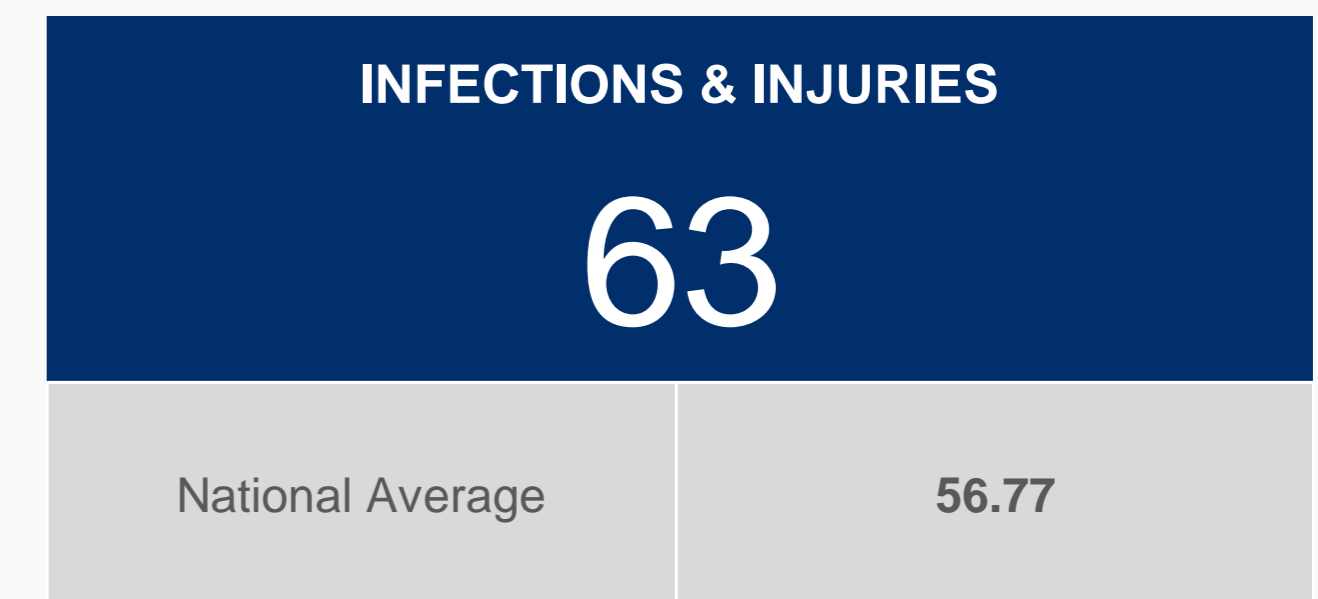
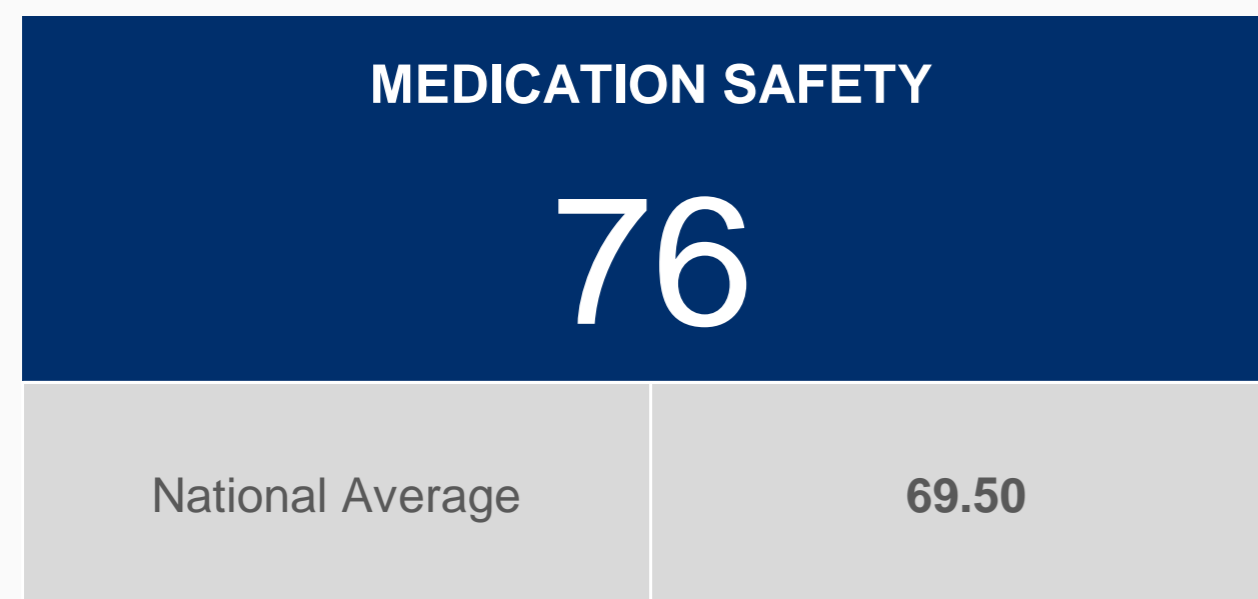
[LEARN MORE](#)

[www.leapfroggroup.org/survey](http://www.leapfroggroup.org/survey)

# Breakdown by Domain

Your hospital's score on a 1-100 scale for the four domains are shown here.

Each domain contributes a prescribed percentage to your hospital's overall Value Score: Medication Safety (18%) Inpatient Care Management (23%) and Infections & Injuries (41%).



**Coming in 2018: Pediatric Care Domain**

**Coming in 2018: Pediatric Care Domain**

# Your Value Score

Individual measure scores for each of the 18 measures included in the Leapfrog Hospital Survey are systematically combined into an overall composite score referred to as the Value Score, which ranges from 0 (lowest performance) to 100 (highest performance).

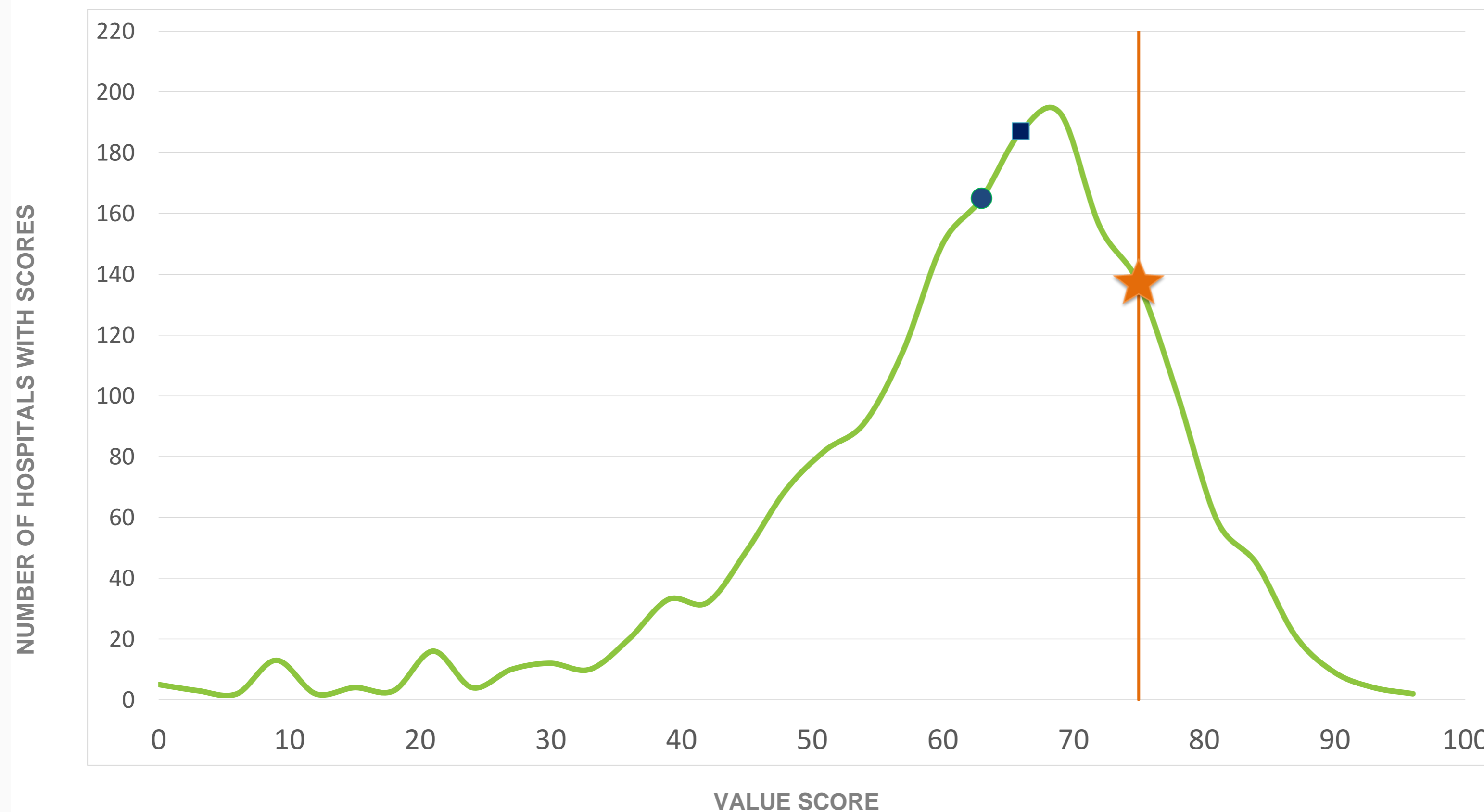
The histogram graphs all value scores received by hospitals participating in the 2017 Survey and illustrates, with an orange star, where your hospital's Value Score places you comparatively. Your decile ranking is reflective of your performance amongst all hospitals nationally.

**YOUR VALUE SCORE 75**

<b>NATIONAL AVERAGE</b>	<b>64</b>
<b>STATE AVERAGE</b>	<b>66</b>

State: Sample State

**NATIONAL VALUE SCORE DISTRIBUTION**



DECILE	SCORE
Top	<b>80 and above</b>
<b>2nd</b>	<b>75-80</b>
3rd	<b>72-75</b>
4th	<b>69-72</b>
5th	<b>66-69</b>
6th	<b>63-66</b>
7th	<b>59-63</b>
8th	<b>54-59</b>
9th	<b>46-54</b>
10th	<b>Below 46</b>