

# Leapfrog Group Reports in the Maternal Data Center

## From Hospital Home Page

- Click “Hospital Clinical Performance Measures”

*Please Note: Images throughout this document are for illustrative purposes only. Dates and question numbers will be updated within the Maternal Data Center to reflect 2019 Leapfrog Hospital Survey reports, which will be available within the first two weeks of April.*

Demo Hospital	
Measures	Period: Q1 2015
Hospital Clinical Performance Measures	
Elective Delivery (PC-01)	13.2%
C-Section Rate: Low Risk-NTSV (PC-02)	32.0%
Vaginal Birth After Cesarean (VBAC) Rate, Uncomplicated (AHRQ IQI 22)	11.5%
C-Section Rate: Overall	35.0%
C-Section Rate: Primary	22.6%
Failed Induction	16.2%
View all 32 Hospital Clinical Performance Measures	

- Click Tab “By Organization”

- Click Leapfrog Group

- Click See your Results in Leapfrog Survey Format for the June 30, 201X Deadline.

Hospital Clinical Performance Measures: By Organization	
By Organization	By Topic
Joint Commission	
The Leapfrog Group	
The Leapfrog Groups conducts an annual Hospital Survey to compare and publicly report hospital quality, and efficiency—including several perinatal care metrics. For your reporting convenience, we provide the survey results in a survey format and gives hospitals the opportunity to drill-down to identify QI opportunities.	
See your Results in Leapfrog Survey Format for the June 30, 2015 Deadline.	

# Leapfrog Group Reports

## 4D: Process Measures of Quality (page 60)

4D-1:	Reporting Time Period for 12 months ending:	12/31/14
4D-2(a):	Newborn Bilirubin Screening-Measured	No
4D-2(b):	Newborn Bilirubin Screening-Denominator ?	Not Available
4D-2(c):	Newborn Bilirubin Screening-Numerator ?	Not Available
4D-3(a):	DVT Prophylaxis before C-Section-Measured	No
4D-3(b):	DVT Prophylaxis before C-Section-Denominator ?	Not Available
4D-3(c):	DVT Prophylaxis before C-Section-Numerator ?	Not Available

## 4E: High Risk-Deliveries-Process Measures of Quality (page 63)

4E-12:	VON or The Joint Commission specifications?	The Joint Commission
4E-13:	If VON, Time Period ending:	N/A
4E-14:	If TJC, Time Period ending:	12/31/14
4E-15:	Antenatal Steroids-PC-03: Measured?	Yes
4E-16:	Antenatal Steroids-Denominator ?	16
4E-17:	Antenatal Steroids-Numerator ?	13

When results say “*Not Available*”: that measure still requires chart review

Click on *Not Available* to get to Data Status screen –where you can do Chart Reviews

# Chart Review for Leapfrog Group Measures

## Leapfrog Measures Requiring Chart Review

- EED
- ANS
- Bilirubin Screening
- DVT Prophylaxis


Click into Action Needed for any LF measure that needs additional data for the current LF reporting period

Data Status			
	December '14	January '15	February '15
Birth Data	✓ Complete	✓ Complete	✓ Complete
Discharge Data	✓ Complete	✓ Complete	✓ Complete
Data Linkage	✓ Complete	✓ Complete	✓ Complete
Elective Delivery	✓ Complete	✓ Complete	✓ Complete
Antenatal Steroids	✓ Complete	✓ Complete	✓ Complete
Bilirubin Screening	⚠ Action Needed	⚠ Action Needed	✓ Complete
DVT Prophylaxis	⚠ Action Needed	⚠ Action Needed	⚠ Action Needed

# Chart Review: Sampling Feature

- Draw samples for Bilirubin Screening and DVT Prophylaxis metrics
- Enter desired sample size: Leapfrog requires minimum of 5 per month
- Sample additional cases by entering any higher number—OR—can “Sample ALL eligible cases”
- If abstracting for several months, can use bottom button “Proceed to \_\_ 201X”

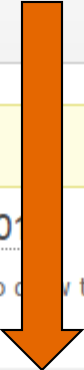
Chart Review: Bilirubin Screening Print Worksheet

 No cases currently in sample.

Time Period: Discharges from September 2014



This is a sampling measure; use the button below for us to draw the sample; at least 5 cases must be sampled.

Number of Cases to Sample:



# Leapfrog Chart Review: DVT Prophylaxis

- Complete chart review for all months in LF reporting period

Chart Review: DVT Prophylaxis						Encrypted Medical
 5 random cases drawn.						
Time Period: Discharges from <u>February 2015</u>						
<ul style="list-style-type: none"> <li>Sample of Cesarean Section cases</li> </ul>						
Medical Record Number	Delivery Date	Discharge Date	DVT Prophylaxis? 		Review Complete?	
			Yes	No		
d7652228f3	02/03/2015	02/07/2015	<input type="checkbox"/>	<input type="checkbox"/>		
cbfb35f17f	02/05/2015	02/08/2015	<input type="checkbox"/>	<input type="checkbox"/>		
a65fbd4f19	02/15/2015	02/17/2015	<input type="checkbox"/>	<input type="checkbox"/>		
f8cceac8bb	02/19/2015	02/23/2015	<input type="checkbox"/>	<input type="checkbox"/>		
3f4d62e512	02/22/2015	02/25/2015	<input type="checkbox"/>	<input type="checkbox"/>		

# Leapfrog Data Finalized

## 4D: Process Measures of Quality (page 60)

4D-1:	Reporting Time Period for 12 months ending:	12/31/14
4D-2(a):	Newborn Bilirubin Screening-Measured	Yes
4D-2(b):	Newborn Bilirubin Screening-Denominator?	1068
4D-2(c):	Newborn Bilirubin Screening-Numerator?	1065
4D-3(a):	DVT Prophylaxis before C-Section-Measured	Yes
4D-3(b):	DVT Prophylaxis before C-Section-Denominator?	279
4D-3(c):	DVT Prophylaxis before C-Section-Numerator?	278

## 4E: High Risk-Deliveries-Process Measures of Quality (page 63)

4E-12:	VON or The Joint Commission specifications?	The Joint Commission
4E-13:	If VON, Time Period ending:	N/A
4E-14:	If TJC, Time Period ending:	12/31/14
4E-15:	Antenatal Steroids-PC-03: Measured?	Yes
4E-16:	Antenatal Steroids-Denominator?	0
4E-17:	Antenatal Steroids-Numerator?	0

Leapfrog Summary Stats will auto fill after chart review complete for all months in 12-month period