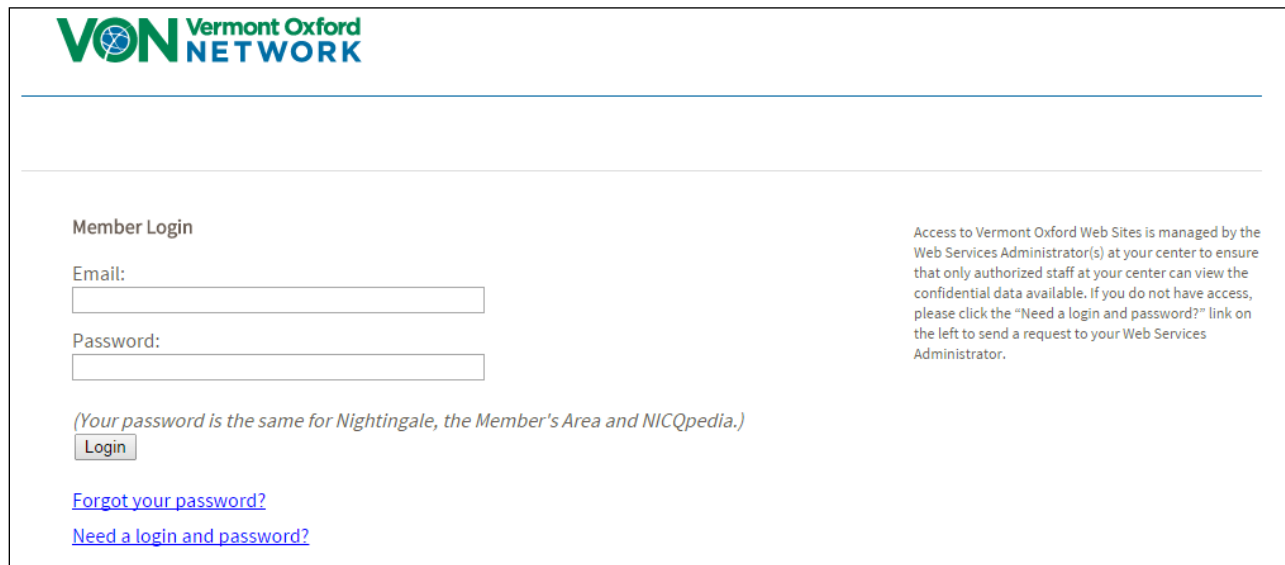


Guidance for Vermont Oxford Members on Completing The Leapfrog Group Hospital Survey High-Risk Delivery Measures

The VON numbers that you need can be found only on Vermont Oxford Network's Nightingale Internet Reporting System.

If you have a username and password, go to: <https://nightingale.vtoxford.org>

Enter your Member Login email address and password in the boxes provided. Then click the **Login** button. At the next screen, if you have access to data at more than one center, choose the appropriate center from the drop-down menu.



The screenshot shows the Vermont Oxford Network Member Login page. At the top left is the logo for VON Vermont Oxford NETWORK. Below the logo is a horizontal line. Underneath the line, on the left, is the heading "Member Login". Below this heading are two input fields: "Email:" and "Password:". Below the password field is a note: "(Your password is the same for Nightingale, the Member's Area and NICQpedia.)". Below the note is a "Login" button. To the right of the login fields is a paragraph of text: "Access to Vermont Oxford Web Sites is managed by the Web Services Administrator(s) at your center to ensure that only authorized staff at your center can view the confidential data available. If you do not have access, please click the 'Need a login and password?' link on the left to send a request to your Web Services Administrator." Below the login button are two links: "Forgot your password?" and "Need a login and password?".

If you need to reset your password, click on [Forgot your password?](#)

If you do not have access to Nightingale, click on [Need a login and password?](#) Complete the form and the system will send an e-mail to your center's Web Services Administrator requesting that s/he create an account for you. Please contact your Web Services Administrator with any questions about Nightingale access. If you do not know your center's Web Services Administrator, please contact your Vermont Oxford Network Account Manager.

A Note on Which Year to Report

Vermont Oxford Network collects data on the current calendar year. However, these data are preliminary and not “closed out.” Close out of the previous calendar year occurs from January to June, and complete Vermont Oxford Network data for the previous calendar year are posted to Nightingale by August. Leapfrog Hospital Surveys are first due in June, although centers can update surveys later. Therefore, the “year” of data that a center reports to The Leapfrog Group depends on the month in which the center completes the Leapfrog Hospital Survey.

If you are completing the Leapfrog Hospital Survey in 2018:

- **Surveys submitted prior to September 1, 2018:** 2016 VON data
- **Surveys (re)submitted on or after September 1, 2018:** 2017 VON data

If you have any questions, please contact your Vermont Oxford Network Account Manager.

A Note on the Leapfrog Scoring

The Leapfrog score is created using the following:

- The number of very-low-birth-weight infants (infants < 1500 g) admitted by your center OR your center’s Death or Morbidity SMR

AND

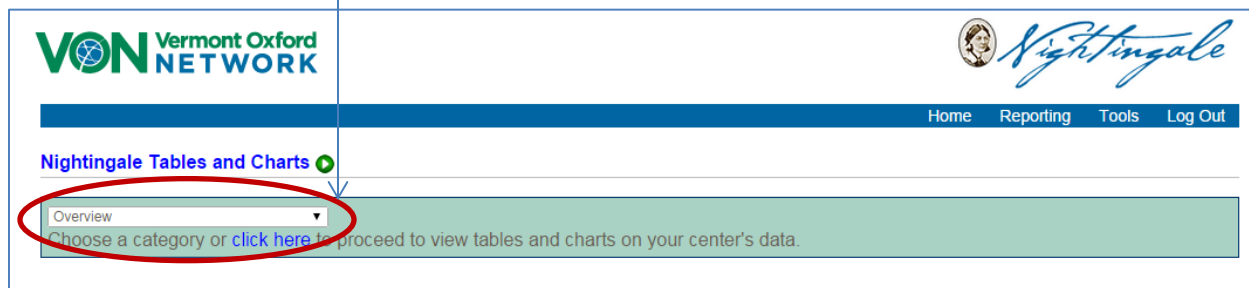
Your center’s antenatal steroid rate for infants 24-33 weeks GA

- To fully meet the standard a hospital needs:
 - A volume of 50 or more and an antenatal steroid rate of 90% or greater OR
 - A Death or Morbidity SMR and lower and upper bounds all below 1 (e.g., SMR: 0.6; LB: 0.2; UB: 0.8) and an antenatal steroid rate of 90% or greater

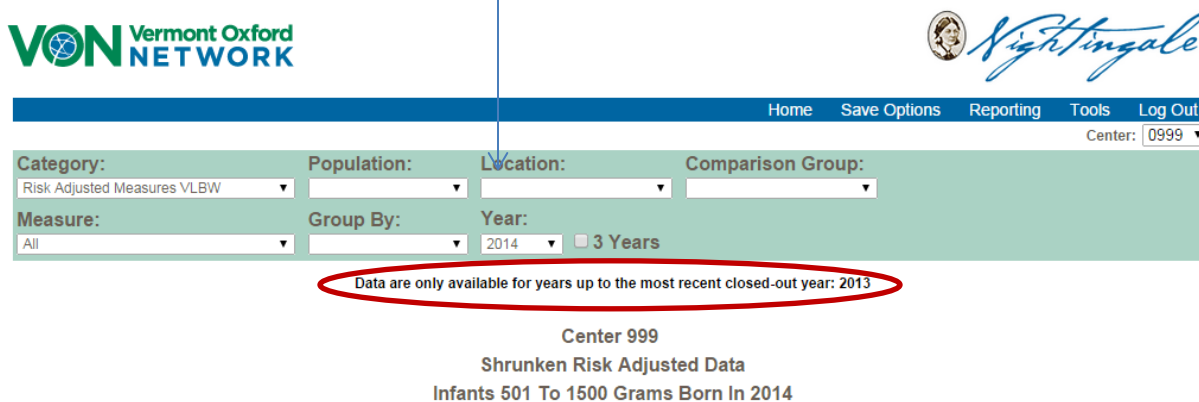
For more information on Leapfrog’s Scoring Algorithms, please see the Scoring Algorithms document available for download here: <http://www.leapfroggroup.org/survey-materials/scoring-and-results>.

To Find the Death or Morbidity SMR

From the Welcome page, choose **Category: Risk Adjusted Measures VLBW** from the Overview drop-down menu





If your page looks like the one below, then use the **Year:** drop-down menu to change to the last closed out birth year stated on the page (see p. 2 for information about the closed out birth year).



To Report the Death or Morbidity SMR

You will report the Death or Morbidity SMR (shrunken), SMR 95% Lower, and SMR 95% Upper. You will also report the N of infants next to the SMR.

In the example below, the N is 97. The SMR is 1.2. The SMR 95% Lower is 0.9. The SMR 95% Upper is 1.4.

Home
Save Options
Reporting
Tools
Log Out

Category:
Risk Adjusted Measures VLBW

Population:

Location:

Comparison Group:

Measure:
All

Group By:

Year:
2013

3 Years

Center 999

Shrunken Risk Adjusted Data

Infants 501 To 1500 Grams Born In 2013

Measure	N	SMR (Shrunken)	SMR 95% Lower	SMR 95% Upper	O-E (Shrunken)	O-E 95% Lower	O-E 95% Upper
Mortality	97	1.0	0.6	1.5	0	-5	6
Mortality Excl Early Deaths	96	1.1	0.6	1.7	1	-4	7
Death or Morbidity	97	1.2	0.9	1.4	8	-3	20
Chronic Lung Disease	76	1.6	1.2	2.1	12	3	23
CLD: Infants < 33 Weeks	71	1.6	1.2	2.1	12	3	22
NEC: Your Center	96	0.8	0.3	1.5	-1	-3	2
NEC: Any Location	96	0.8	0.3	1.4	-1	-3	2
Late Bact Infection: Your Center	93	0.7	0.3	1.3	-2	-6	3
Late Bact Infection: Any Location	93	0.7	0.3	1.3	-3	-6	2
Coag Neg Staph: Your Center	93	0.8	0.3	1.7	-1	-4	3
Coag Neg Staph: Any Location	93	0.8	0.3	1.6	-1	-4	3
Nosocomial Infection: Your Center	93	0.8	0.4	1.4	-2	-7	4
Nosocomial Infection: Any Location	93	0.8	0.4	1.3	-2	-7	4
Fungal Infection: Your Center	93	0.2	0.0	1.4	-1	-1	0

Note: The SMR 95% Lower is always less than the SMR. The SMR 95% Upper is always more than the SMR.

To Find Antenatal Steroids, GA 24 to 33

Choose **Category: Infant Characteristics** from the drop-down menu.

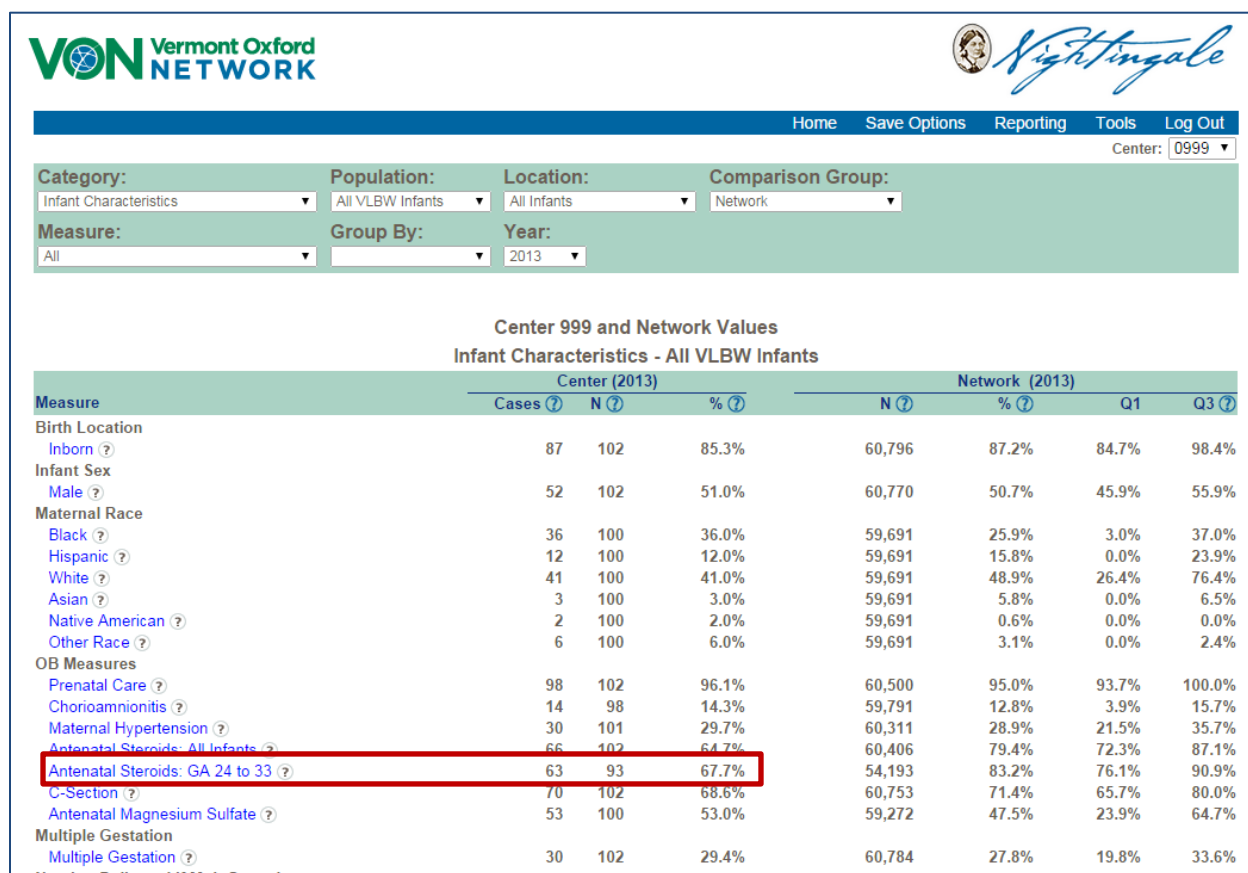
Change the **Year:** drop-down menu to the last closed out birth year (see p. 2 for information about the closed out birth year).

Look for **Antenatal Steroids, GA 24 to 33** under OB Measures. You will see Cases, N, and %.

To Report Antenatal Steroids, GA 24 to 33

The numerator is the Cases. The denominator is the N.

In the example below, the numerator is 63 and the denominator is 93.



The screenshot shows the reporting interface for the Vermont Oxford Network. The filters are set to: Category: Infant Characteristics, Population: All VLBW Infants, Location: All Infants, Comparison Group: Network, Measure: All, Group By: (blank), and Year: 2013. The center is identified as 0999.

The data table is titled "Center 999 and Network Values Infant Characteristics - All VLBW Infants". The table compares the center's performance in 2013 against the network's performance in 2013. The row for "Antenatal Steroids: GA 24 to 33" is highlighted with a red box, showing 63 cases and 93 N for the center, and 54,193 cases and 83.2% for the network.

Measure	Center (2013)			Network (2013)			
	Cases (?)	N (?)	% (?)	N (?)	% (?)	Q1	Q3 (?)
Birth Location							
Inborn (?)	87	102	85.3%	60,796	87.2%	84.7%	98.4%
Infant Sex							
Male (?)	52	102	51.0%	60,770	50.7%	45.9%	55.9%
Maternal Race							
Black (?)	36	100	36.0%	59,691	25.9%	3.0%	37.0%
Hispanic (?)	12	100	12.0%	59,691	15.8%	0.0%	23.9%
White (?)	41	100	41.0%	59,691	48.9%	26.4%	76.4%
Asian (?)	3	100	3.0%	59,691	5.8%	0.0%	6.5%
Native American (?)	2	100	2.0%	59,691	0.6%	0.0%	0.0%
Other Race (?)	6	100	6.0%	59,691	3.1%	0.0%	2.4%
OB Measures							
Prenatal Care (?)	98	102	96.1%	60,500	95.0%	93.7%	100.0%
Chorioamnionitis (?)	14	98	14.3%	59,791	12.8%	3.9%	15.7%
Maternal Hypertension (?)	30	101	29.7%	60,311	28.9%	21.5%	35.7%
Antenatal Steroids: All Infants (?)	66	102	64.7%	60,406	79.4%	72.3%	87.1%
Antenatal Steroids: GA 24 to 33 (?)	63	93	67.7%	54,193	83.2%	76.1%	90.9%
C-Section (?)	70	102	68.6%	60,753	71.4%	65.7%	80.0%
Antenatal Magnesium Sulfate (?)	53	100	53.0%	59,272	47.5%	23.9%	64.7%
Multiple Gestation							
Multiple Gestation (?)	30	102	29.4%	60,784	27.8%	19.8%	33.6%

To Report Very-Low-Birth-Weight Volume

Please follow these instructions from The Leapfrog Group:

Hospitals electing to report on Volume for High-Risk Deliveries instead of using their VON Report, need to select Volume in Section 4F, Question #3 and then answer questions #4-5 based on Leapfrog's measure specifications which are provided in the Hard Copy of the Survey (available for download here: <http://www.leapfroggroup.org/survey-materials/survey-and-cpoe-materials>).