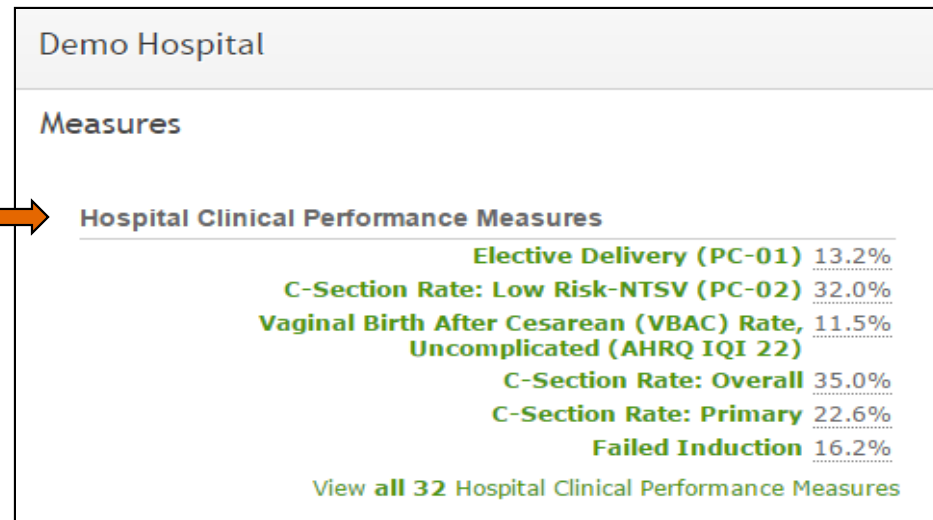


***Leapfrog Group Reports  
in the CMQCC  
Maternal Data Center***

# Leapfrog Group Reports

From Hospital Home Page

- Click “*Hospital Clinical Performance Measures*”



Demo Hospital

Measures

**Hospital Clinical Performance Measures**

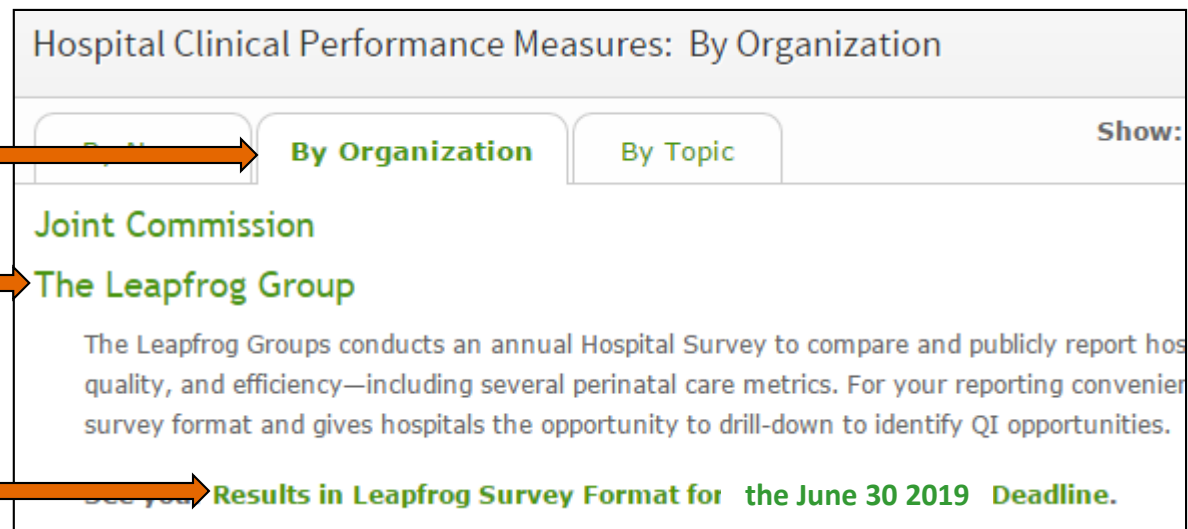
Elective Delivery (PC-01)	13.2%
C-Section Rate: Low Risk-NTSV (PC-02)	32.0%
Vaginal Birth After Cesarean (VBAC) Rate, Uncomplicated (AHRQ IQI 22)	11.5%
C-Section Rate: Overall	35.0%
C-Section Rate: Primary	22.6%
Failed Induction	16.2%

[View all 32 Hospital Clinical Performance Measures](#)

- Click Tab “*By Organization*”

- Click *Leapfrog Group*

- Click *See your Results in Leapfrog Survey Format for the June 30, 20xx Deadline.*



Hospital Clinical Performance Measures: By Organization

By Organization    By Topic    Show:

Joint Commission

**The Leapfrog Group**

The Leapfrog Groups conducts an annual Hospital Survey to compare and publicly report hospital quality, and efficiency—including several perinatal care metrics. For your reporting convenience, we provide the survey results in a survey format and gives hospitals the opportunity to drill-down to identify QI opportunities.

[See your Results in Leapfrog Survey Format for the June 30 2019 Deadline.](#)

# Leapfrog Group Reports

4E: Process Measures of Quality		
<b>Newborn Bilirubin Screening</b>		
4E-1:	12-month reporting time period used:	01/01/2018 to 12/31/2018
4E-2:	Newborn Bilirubin Screening-Measured <sup>?</sup>	No
4E-3:	Newborn Bilirubin Screening-Denominator <sup>?</sup>	Not Available
4E-4:	Newborn Bilirubin Screening-Numerator <sup>?</sup>	Not Available
4E-5:	Do the responses above represent a sample of cases?	Not Available
<b>Appropriate DVT Prophylaxis</b>		
4E-6:	DVT Prophylaxis before C-Section-Measured <sup>?</sup>	No
4E-7:	DVT Prophylaxis before C-Section-Denominator <sup>?</sup>	Not Available
4E-8:	DVT Prophylaxis before C-Section-Numerator <sup>?</sup>	Not Available
4E-9:	Do the responses above represent a sample of cases?	Not Available

When results say “*Not Available*”: that measure still requires chart review



Click on *Not Available* to go to the Chart Review screen for that measure

*Or*

From the MDC Home Page, go to the *Data Entry Status* screen

# Chart Review for Leapfrog Group Measures

## Leapfrog Measures Requiring Chart Review

- EED
- ANS
- Bilirubin Screening
- DVT Prophylaxis


Click into Action Needed for any LF measure that needs additional data for the current LF reporting period

Data Status			
	December '14	January '15	February '15
Birth Data	✓ Complete	✓ Complete	✓ Complete
Discharge Data	✓ Complete	✓ Complete	✓ Complete
Data Linkage	✓ Complete	✓ Complete	✓ Complete
Elective Delivery	✓ Complete	✓ Complete	✓ Complete
Antenatal Steroids	✓ Complete	✓ Complete	✓ Complete
Bilirubin Screening	⚠ Action Needed	⚠ Action Needed	✓ Complete
DVT Prophylaxis	⚠ Action Needed	⚠ Action Needed	⚠ Action Needed

# Chart Review: Sampling Feature

- Draw samples for Bilirubin Screening and DVT Prophylaxis metrics
- Enter desired sample size: Leapfrog requires minimum of 5 per month
- Sample additional cases by entering any higher number—OR—can “Sample ALL eligible cases”
- If abstracting for several months, can use bottom button “Proceed to \_\_ 201X”

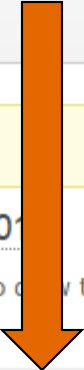
Chart Review: Bilirubin Screening Print Worksheet

 No cases currently in sample.

Time Period: Discharges from September 2014



This is a sampling measure; use the button below for us to draw the sample; at least 5 cases must be sampled.

Number of Cases to Sample:



# Leapfrog Chart Review: DVT Prophylaxis

- Complete chart review for all months in LF reporting period

Chart Review: DVT Prophylaxis			Encrypted Medical		
 5 random cases drawn.					
Time Period: Discharges from <u>February 2015</u>					
<ul style="list-style-type: none"> <li>Sample of Cesarean Section cases</li> </ul>					
Medical Record Number	Delivery Date	Discharge Date	DVT Prophylaxis? 		Review Complete?
			Yes	No	
d7652228f3	02/03/2015	02/07/2015	<input type="checkbox"/>	<input type="checkbox"/>	
cbfb35f17f	02/05/2015	02/08/2015	<input type="checkbox"/>	<input type="checkbox"/>	
a65fbd4f19	02/15/2015	02/17/2015	<input type="checkbox"/>	<input type="checkbox"/>	
f8cceac8bb	02/19/2015	02/23/2015	<input type="checkbox"/>	<input type="checkbox"/>	
3f4d62e512	02/22/2015	02/25/2015	<input type="checkbox"/>	<input type="checkbox"/>	

# Leapfrog Data Finalized

## Newborn Bilirubin Screening

4E-1:	12-month reporting time period used:	01/01/2018 to 12/31/2018
4E-2:	Newborn Bilirubin Screening-Measured <sup>?</sup>	Yes
4E-3:	Newborn Bilirubin Screening-Denominator <sup>?</sup>	100
4E-4:	Newborn Bilirubin Screening-Numerator <sup>?</sup>	99
4E-5:	Do the responses above represent a sample of cases?	Yes

## Appropriate DVT Prophylaxis

4E-6:	DVT Prophylaxis before C-Section-Measured <sup>?</sup>	Yes
4E-7:	DVT Prophylaxis before C-Section-Denominator <sup>?</sup>	95
4E-8:	DVT Prophylaxis before C-Section-Numerator <sup>?</sup>	68
4E-9:	Do the responses above represent a sample of cases?	Yes

Leapfrog Summary Stats will auto fill after chart review complete for all months in 12-month period