

Competitive Benchmarking Report

SAMPLE HOSPITAL

A comparative assessment of quality and patient safety,
derived from measures on the Leapfrog Hospital Survey.



Breakdown by Measure (Page 1 of 3)

VBP Measure Scores and VBP Measure Weights for each of the measures that apply to this hospital are shown here, alongside national, state, and cohort averages for benchmarking.

Each measure on the Leapfrog Hospital Survey is scored according to the Leapfrog VBP Program™ methodology. The measures within each domain are weighted based on the following criteria: **Volume** (number of patients impacted by the measure), **Harm** (severity of harm being measured or resulting from hospitals not adhering to the clinical guidelines being measured), and **Resource Use** (avoidance of costs related to the measure). Weights for each measure and each domain are specific to this hospital based on the data available from this Survey.

VBP MEASURE SCORE COMPARED TO NATIONAL AVERAGE

- > 10 Points Better or Top Performance
- ± 10 Points
- > 10 Points Worse
- Not Available

PENDING VERIFICATION Pending Leapfrog Verification

State: SAMPLE STATE
 Cohort: SAMPLE COHORT

DOMAIN	DOMAIN WEIGHT	MEASURE WEIGHT	MEASURE	2024 VBP MEASURE SCORE	BENCHMARKS		
					NATIONAL N=2148	STATE N=40	COHORT N=28
Medication Safety	14.00%	5.48%	Computerized Physician Order Entry (CPOE)	70	93	59	100
		4.87%	Bar Code Medication Administration (BCMA)	75	96	78	96
		3.65%	Medication Reconciliation	100	66	77	N/A
Patient Centered Practices & Inpatient Care	22.00%	2.12%	Billing Ethics	34	66	34	70
		2.12%	Informed Consent	100	63	60	69
		1.27%	Never Events Policy	100	80	96	89
		2.96%	ICU Physician Staffing	100	78	59	100
		2.12%	Culture of Safety Leadership Structures and Systems	100	85	49	91
		2.12%	Culture Measurement, Feedback, and Intervention	100	88	39	90
		2.54%	Total Nursing Care Hours per Patient Day	100	74	96	76
		2.54%	RN Hours per Patient Day	100	72	93	69
		2.12%	Hand Hygiene	100	87	74	76
2.12%	Safe Surgery Checklist - Inpatient	100	67	92	84		
Infections	20.00%	0.00%	CLABSI	N/A	53	39	53
		9.33%	CAUTI	40	54	21	40
		0.00%	SSI: Colon	N/A	55	25	N/A
		0.00%	MRSA	N/A	52	5	N/A
		10.67%	C.Diff.	35	55	43	49

Breakdown by Measure (Page 2 of 3)

VBP Measure Scores and VBP Measure Weights for each of the measures that apply to this hospital are shown here, alongside national, state, and cohort averages for benchmarking.

Each measure on the Leapfrog Hospital Survey is scored according to the Leapfrog VBP Program™ methodology. The measures within each domain are weighted based on the following criteria: **Volume** (number of patients impacted by the measure), **Harm** (severity of harm being measured or resulting from hospitals not adhering to the clinical guidelines being measured), and **Resource Use** (avoidance of costs related to the measure). Weights for each measure and each domain are specific to this hospital based on the data available from this Survey.

VBP MEASURE SCORE COMPARED TO NATIONAL AVERAGE

- > 10 Points Better or Top Performance
- ± 10 Points
- > 10 Points Worse
- Not Available

PENDING VERIFICATION Pending Leapfrog Verification

State: SAMPLE STATE
Cohort: SAMPLE COHORT

DOMAIN	DOMAIN WEIGHT	MEASURE WEIGHT	MEASURE	2024 VBP MEASURE SCORE	BENCHMARKS		
					NATIONAL N=2148	STATE N=40	COHORT N=28
Pediatric Care	10.00%	0.00%	CAHPS Child Hospital Survey	N/A	33	94	N/A
		5.00%	Pediatric CT Radiation Dose - Head	46	56	72	84
		5.00%	Pediatric CT Radiation Dose - Abdomen/Pelvis	59	58	92	77
		0.00%	Norwood Procedures	N/A	9	N/A	N/A
Outpatient Procedures	10.00%	1.72%	Patient Recovery - Adult	100	75	98	90
		1.72%	Patient Recovery - Pediatric	100	72	100	93
		1.72%	Unplanned Visits after Colonoscopy	88	53	N/A	N/A
		2.07%	Safe Surgery Checklist - Outpatient	100	66	84	83
		1.38%	Medication and Allergy Documentation	100	56	78	65
		1.38%	Patient Experience (OAS CAHPS)	77	60	77	N/A

Breakdown by Measure (Page 3 of 3)

VBP Measure Scores and VBP Measure Weights for each of the measures that apply to this hospital are shown here, alongside national, state, and cohort averages for benchmarking.

Each measure on the Leapfrog Hospital Survey is scored according to the Leapfrog VBP Program™ methodology. The measures within each domain are weighted based on the following criteria: **Volume** (number of patients impacted by the measure), **Harm** (severity of harm being measured or resulting from hospitals not adhering to the clinical guidelines being measured), and **Resource Use** (avoidance of costs related to the measure). Weights for each measure and each domain are specific to this hospital based on the data available from this Survey.

VBP MEASURE SCORE COMPARED TO NATIONAL AVERAGE

- > 10 Points Better or Top Performance
- ± 10 Points
- > 10 Points Worse
- Not Available

PENDING VERIFICATION Pending Leapfrog Verification

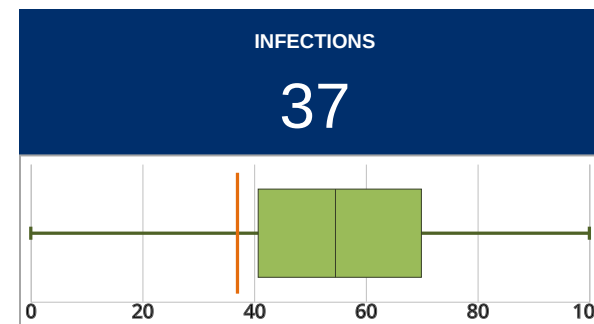
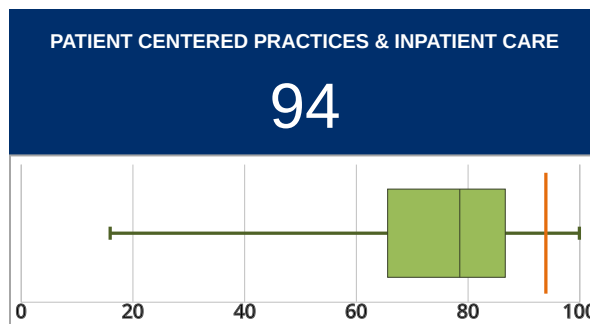
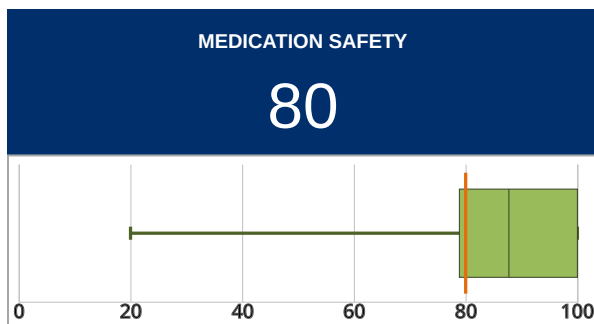
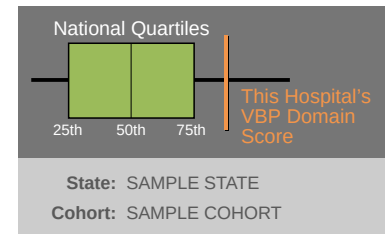
State: SAMPLE STATE
 Cohort: SAMPLE COHORT

DOMAIN	DOMAIN WEIGHT	MEASURE WEIGHT	MEASURE	2024 VBP MEASURE SCORE	BENCHMARKS		
					NATIONAL N=2148	STATE N=40	COHORT N=28
Maternity Care	12.00%	2.77%	Cesarean Birth	35	51	67	48
		2.31%	Episiotomy	32	66	95	91
		2.31%	Newborn Bilirubin Screening Prior to Discharge	100	96	89	100
		2.31%	Appropriate DVT Prophylaxis	100	88	87	57
		0.00%	High-Risk Deliveries	N/A	68	N/A	95
Adult Complex Surgery	12.00%	0.00%	Carotid Endarterectomy	N/A	51	60	0
		0.00%	Mitral Valve Repair and Replacement	N/A	44	54	N/A
		0.00%	Open Aortic Procedures	N/A	47	61	N/A
		0.00%	Lung Resection for Cancer	N/A	49	71	0
		0.00%	Esophageal Resection for Cancer	N/A	42	85	N/A
		2.40%	Pancreatic Resection for Cancer	86	44	78	0
		2.40%	Rectal Cancer Surgery	100	54	73	0
		2.40%	Bariatric Surgery for Weight Loss	100	50	71	0
		2.40%	Total Hip Replacement Surgery	49	56	63	0
		2.40%	Total Knee Replacement Surgery	100	57	64	0

Breakdown by Domain (Page 1 of 3)

This hospital's VBP Domain Scores (on a 0-100 scale) for three of the applicable domains are shown here, alongside the national, state, and cohort distribution. The measures included in each domain and the weights for each domain are shown on the previous Breakdown by Measure pages.

Each domain contributes a prescribed percentage to this hospital's overall VBP Value Score: Medication Safety (14.00%), Patient Centered Practices & Inpatient Care (22.00%) and Infections (20.00%).



VBP DOMAIN SCORE STATISTICS

	NATIONAL N=2148	STATE N=41	COHORT N=85
25th Percentile	78.87	83.30	83.30
50th Percentile (Median)	87.74	100.00	100.00
75th Percentile	100.00	100.00	100.00
Average	87.35	91.44	93.27
Count of Included Hospitals	2148	41	85

VBP DOMAIN SCORE STATISTICS

	NATIONAL N=2148	STATE N=41	COHORT N=85
25th Percentile	65.67	78.75	80.38
50th Percentile (Median)	78.59	85.00	85.19
75th Percentile	86.73	88.00	90.87
Average	75.70	82.26	84.79
Count of Included Hospitals	2148	41	85

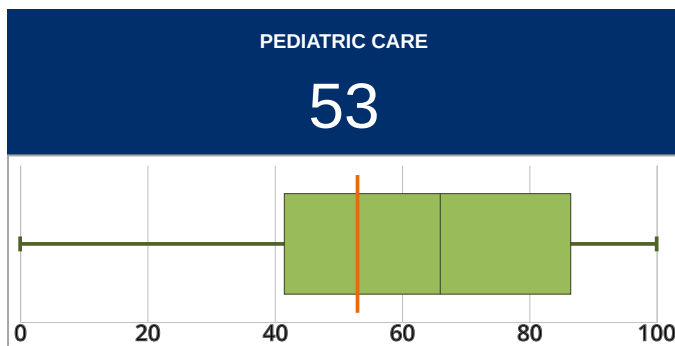
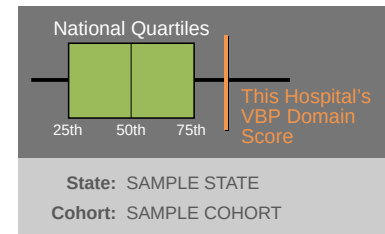
VBP DOMAIN SCORE STATISTICS

	NATIONAL N=2056	STATE N=41	COHORT N=85
25th Percentile	40.71	45.91	43.75
50th Percentile (Median)	54.54	59.61	56.47
75th Percentile	69.92	71.31	68.86
Average	54.86	58.65	56.78
Count of Included Hospitals	2056	41	85

Breakdown by Domain (Page 2 of 3)

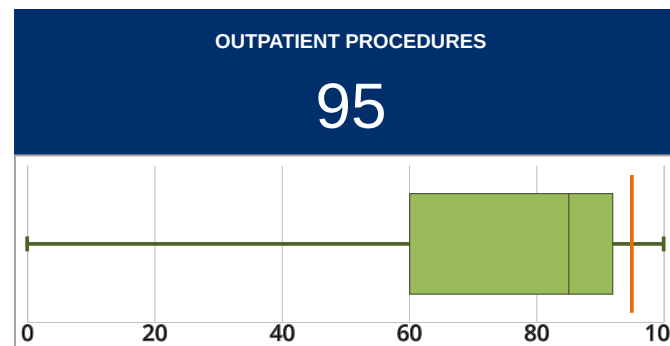
This hospital's VBP Domain Scores (on a 0-100 scale) for two of the applicable domains are shown here, alongside the national, state, and cohort distribution. The measures included in each domain and the weights for each domain are shown on the previous Breakdown by Measure pages.

Each domain contributes a prescribed percentage to this hospital's overall VBP Value Score: Pediatric Care (10.00%) and Outpatient Procedures (10.00%).



VBP DOMAIN SCORE STATISTICS

	NATIONAL N=1923	STATE N=41	COHORT N=79
25th Percentile	41.50	75.33	75.33
50th Percentile (Median)	66.00	86.50	86.50
75th Percentile	86.50	100.00	100.00
Average	57.09	85.44	82.85
Count of Included Hospitals	1923	41	79



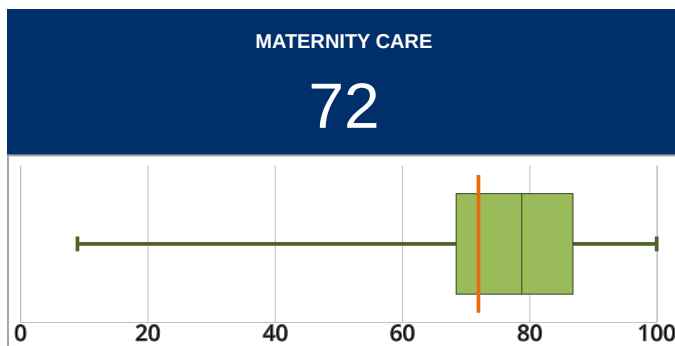
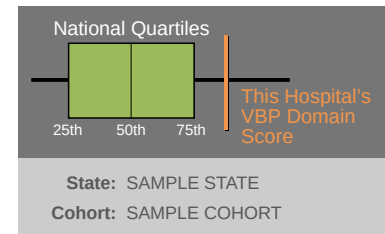
VBP DOMAIN SCORE STATISTICS

	NATIONAL N=2127	STATE N=41	COHORT N=84
25th Percentile	60.10	86.24	85.26
50th Percentile (Median)	85.10	90.76	91.21
75th Percentile	92.00	94.07	94.76
Average	65.64	87.50	88.28
Count of Included Hospitals	2127	41	84

Breakdown by Domain (Page 3 of 3)

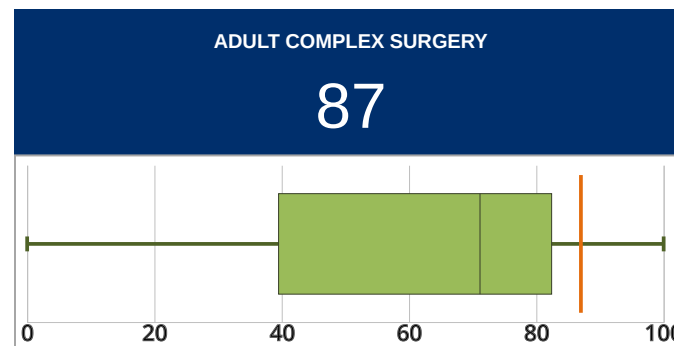
This hospital's VBP Domain Scores (on a 0-100 scale) for two of the applicable domains are shown here, alongside the national, state, and cohort distribution. The measures included in each domain and the weights for each domain are shown on the previous Breakdown by Measure pages.

Each domain contributes a prescribed percentage to this hospital's overall VBP Value Score: Maternity Care (12.00%) and Adult Complex Surgery (12.00%).



VBP DOMAIN SCORE STATISTICS

	NATIONAL N=1561	STATE N=27	COHORT N=53
25th Percentile	68.50	74.77	69.88
50th Percentile (Median)	78.81	81.90	80.55
75th Percentile	86.85	87.46	89.32
Average	76.41	78.94	78.67
Count of Included Hospitals	1561	27	53



VBP DOMAIN SCORE STATISTICS

	NATIONAL N=1990	STATE N=40	COHORT N=83
25th Percentile	39.50	69.37	62.40
50th Percentile (Median)	71.15	77.37	75.40
75th Percentile	82.40	89.46	89.10
Average	57.92	76.55	75.57
Count of Included Hospitals	1990	40	83

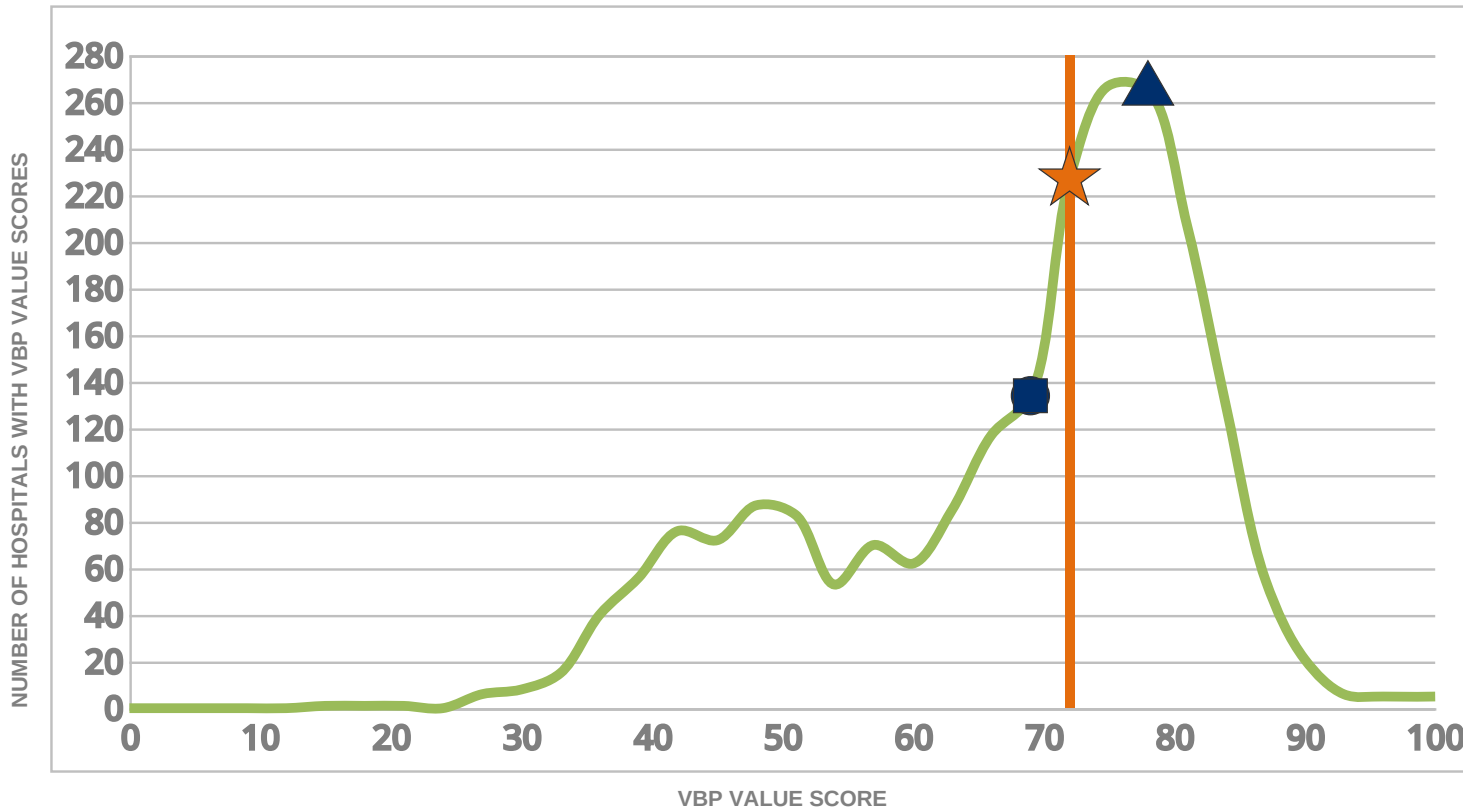
This Hospital's VBP Value Score

VBP Measure Scores for each of the applicable 44 Leapfrog Hospital Survey measures included in the Leapfrog VBP Program are used to calculate an overall composite score referred to as the VBP Value Score, which ranges from 0 (worst performance) to 100 (best performance).

The histogram graphs all VBP Value Scores of hospitals participating in the 2024 Leapfrog Hospital Survey and illustrates, with an orange star, this hospital's VBP Value Score. This hospital's decile ranking is reflective of performance among all scored hospitals nationally.

★	THIS HOSPITAL'S VBP VALUE SCORE	73
●	NATIONAL AVERAGE	68
■	STATE AVERAGE	70
▲	CUSTOM COHORT AVERAGE	77
State: SAMPLE STATE		
Cohort: SAMPLE COHORT		

NATIONAL VBP VALUE SCORE DISTRIBUTION



DECILE	VBP VALUE SCORE
Top	84 and Above
2nd	80-83
3rd	78-79
4th	76-77
5th	73-75
6th	69-72
7th	63-68
8th	53-62
9th	45-52
10th	44 and Below

Past Performance (Page 1 of 3)

Comparisons of this hospital's 2024 VBP Measure Scores to this hospital's 2023 VBP Measure Scores are shown here. For hospitals that participated in the 2023 Leapfrog Hospital Survey, 2023 VBP Measure Scores are displayed alongside 2024 VBP Measure Scores to allow hospitals to see areas where performance has improved and areas where improvement may still be needed.

2023 & 2024 VBP Measure Score Comparison

- ☆☆☆ ↑ Top Performance Both Years > 10 Points Better
- ± 10 Points
- ☆☆☆ ↓ > 10 Points Worse
- N/A Not Available
- PENDING VERIFICATION Pending Leapfrog Verification

DOMAIN	MEASURE	2023 VBP MEASURE SCORE	2024 VBP MEASURE SCORE	CHANGE FROM 2023
Medication Safety	Computerized Physician Order Entry (CPOE)	100	70	↓
	Bar Code Medication Administration (BCMA)	N/A	75	N/A - Measure/Scoring Change
	Medication Reconciliation	25	100	↑
Patient Centered Practices & Inpatient Care	Billing Ethics	33	34	●
	Informed Consent	22	100	↑
	Never Events Policy	0	100	↑
	ICU Physician Staffing	100	100	☆☆☆
	Culture of Safety Leadership Structures and Systems	100	100	☆☆☆
	Culture Measurement, Feedback, and Intervention	100	100	☆☆☆
	Total Nursing Care Hours per Patient Day	70	100	↑
	RN Hours per Patient Day	70	100	↑
	Hand Hygiene	70	100	↑
	Safe Surgery Checklist - Inpatient	100	100	☆☆☆
Infections	CLABSI	0	N/A	
	CAUTI	0	40	↑
	SSI: Colon	0	N/A	
	MRSA	0	N/A	
	C.Diff.	0	35	↑

Past Performance (Page 2 of 3)

Comparisons of this hospital's 2024 VBP Measure Scores to this hospital's 2023 VBP Measure Scores are shown here. For hospitals that participated in the 2023 Leapfrog Hospital Survey, 2023 VBP Measure Scores are displayed alongside 2024 VBP Measure Scores to allow hospitals to see areas where performance has improved and areas where improvement may still be needed.

2023 & 2024 VBP Measure Score Comparison

- ☆☆☆ Top Performance Both Years
- ↑ > 10 Points Better
- ± 10 Points
- ↓ > 10 Points Worse
- N/A Not Available
- PENDING VERIFICATION Pending Leapfrog Verification

DOMAIN	MEASURE	2023 VBP MEASURE SCORE	2024 VBP MEASURE SCORE	CHANGE FROM 2023
Pediatric Care	CAHPS Child Hospital Survey	0	N/A	
	Pediatric CT Radiation Dose - Head	0	46	↑
	Pediatric CT Radiation Dose - Abdomen/Pelvis	0	59	↑
	Norwood Procedures	0	N/A	
Outpatient Procedures	Patient Recovery - Adult	0	100	↑
	Patient Recovery - Pediatric	0	100	↑
	Unplanned Visits after Colonoscopy	0	88	↑
	Safe Surgery Checklist - Outpatient	0	100	↑
	Medication and Allergy Documentation	0	100	↑
	Patient Experience (OAS CAHPS)	0	77	↑

Past Performance (Page 3 of 3)

Comparisons of this hospital's 2024 VBP Measure Scores to this hospital's 2023 VBP Measure Scores are shown here. For hospitals that participated in the 2023 Leapfrog Hospital Survey, 2023 VBP Measure Scores are displayed alongside 2024 VBP Measure Scores to allow hospitals to see areas where performance has improved and areas where improvement may still be needed.

2023 & 2024 VBP Measure Score Comparison

- ★★★★ Top Performance Both Years
- ↑ > 10 Points Better
- ± 10 Points
- ↓ > 10 Points Worse
- N/A Not Available
- PENDING VERIFICATION Pending Leapfrog Verification

DOMAIN	MEASURE	2023 VBP MEASURE SCORE	2024 VBP MEASURE SCORE	CHANGE FROM 2023
Maternity Care	Cesarean Birth	80	35	↓
	Episiotomy	89	32	↓
	Newborn Bilirubin Screening Prior to Discharge	100	100	★★★★
	Appropriate DVT Prophylaxis	14	100	↑
	High-Risk Deliveries	N/A	N/A	
Adult Complex Surgery	Carotid Endarterectomy	0	N/A	
	Mitral Valve Repair and Replacement	0	N/A	
	Open Aortic Procedures	0	N/A	
	Lung Resection for Cancer	0	N/A	
	Esophageal Resection for Cancer	0	N/A	
	Pancreatic Resection for Cancer	0	86	↑
	Rectal Cancer Surgery	0	100	↑
	Bariatric Surgery for Weight Loss	0	100	↑
	Total Hip Replacement Surgery	0	49	↑
	Total Knee Replacement Surgery	0	100	↑

Overview of the Leapfrog Value-Based Purchasing Program

This Competitive Benchmarking Report is based on the Leapfrog Value-Based Purchasing (VBP) Program™ methodology.

The Leapfrog Value-Based Purchasing (VBP) Program™ is a comprehensive hospital pay-for-performance program that creates composite scores from the measures on the Leapfrog Hospital Survey and focuses on the most important national patient safety, quality, and resource use standards. This program allows users to benchmark hospital performance nationally, state-wide, and regionally against other hospitals and with hospitals that have similar characteristics, such as bed size, teaching status, type, etc. Performance can be compared by:

- VBP Measure Scores
- VBP Domain Scores
- VBP Value Score

VBP Measure Scores, VBP Domain Scores, and the VBP Value Score are used by employers, purchasers, and health plans to inform network design, recognition programs, and value-based payment programs. VBP data are used by hospitals for internal benchmarking, board and staff engagement, and to inform quality improvement efforts.

Individual hospital data and comparative data from the Leapfrog VBP Program are provided in this Competitive Benchmarking Report. Competitive Benchmarking Reports are only available for hospitals that complete the 2024 Leapfrog Hospital Survey.

Hospitals are assigned a numerical VBP Measure Score for each individual measure on the Leapfrog Hospital Survey, ranging from 0 (worst performance) to 100 (best performance). These individual VBP Measure Scores are each assigned to one of up to seven applicable domains, weighted, and then used to calculate VBP Domain Scores and a VBP Value Score. The standard weight for each domain is included below; for hospitals for which certain domains are not applicable, the weights of the remaining domains are adjusted. This hospital's final weight for each domain is included on the previous pages. Note: For children's hospitals, some domains may not appear on this report if the hospital indicated that they are not applicable.

- Medication Safety (14%): Computerized Physician Order Entry (CPOE), Bar Code Medication Administration (BCMA), and Medication Reconciliation
- Patient Centered Practices & Inpatient Care (22%): Billing Ethics, Informed Consent, Never Events, ICU Physician Staffing (IPS), NQF Safe Practice #1 - Culture of Safety Leadership Structures and Systems, NQF Safe Practice #2 - Culture Measurement, Feedback and Intervention, Total Nursing Care Hours per Patient Day, RN Hours per Patient Day, and Hand Hygiene
- Infections (20%): Central-Line Associated Blood Stream Infections (CLABSI) in ICUs and Select Wards, Catheter-Associated Urinary Tract Infections (CAUTI) in ICUs and Select Wards, Surgical Site Infections from Colon Surgery (SSI: Colon), Facility-wide inpatient Methicillin-resistant Staphylococcus Aureus (MRSA) Blood Laboratory-identified Events, and Facility-wide inpatient Clostridium difficile (C.Diff.) Laboratory-identified Events
- Pediatric Care (10%): CAHPS Child Hospital Survey, Pediatric Computed Tomography (CT) Radiation Dose for Head Scans, Pediatric Computed Tomography (CT) Radiation Dose for Abdomen/Pelvis Scans, and Norwood Procedures
- Outpatient Procedures (10%): Patient Recovery – Adult, Patient Recovery – Pediatric, Unplanned Visit after Colonoscopy, Safe Surgery Checklist - Outpatient, Medication and Allergy Documentation, and Patient Experience (OAS CAHPS)
- Maternity Care (12%): Elective Delivery, Cesarean Birth, Episiotomy, Newborn Bilirubin Screening Prior to Discharge, Appropriate DVT Prophylaxis, and High-Risk Deliveries
- Adult Complex Surgery (12%): Carotid Endarterectomy, Mitral Valve Repair and Replacement, Open Aortic Procedures, Lung Resection for Cancer, Esophageal Resection for Cancer, Pancreatic Resection for Cancer, Rectal Cancer Surgery, Bariatric Surgery for Weight Loss, Total Hip Replacement Surgery, Total Knee Replacement Surgery, and Safe Surgery Checklist - Inpatient

Measures within each domain are weighted based on the following criteria: Volume (number of patients impacted by the measure), Harm (severity of harm being measured or resulting from hospitals not adhering to the clinical guidelines being measured), and Resource Use (avoidance of costs related to the measure).



LEARN MORE

www.leapfroggroup.org/VBP-Program



LEARN MORE

www.leapfroggroup.org/hospital

How to Use this Report

This Competitive Benchmarking Report is based on the Leapfrog Value-Based Purchasing (VBP) Program™ Methodology.

Leapfrog's Competitive Benchmarking Reports summarize and benchmark hospitals' Leapfrog Hospital Survey Results. The reports are designed to help hospitals present their Survey Results in an easy-to-understand format to engage multiple stakeholder groups, including medical staff, administrators, front-line caregivers, and boards of directors. In addition to summarizing performance on up to 44 national measures of safety, quality, and efficiency, the reports can be used to highlight areas of excellence and identify areas for improvement.

To take full advantage of the features of this report, hospitals should:

- Use the color-coded VBP Measure Scores to identify areas of excellence and opportunities for improvement
- Use the color-coded VBP Measure Scores to prioritize quality improvement initiatives
- Use the VBP Measure Scores and VBP Domain Scores to engage hospital leadership in a dialogue around performance on quality and safety
- Use the cohort, state, and national averages to set goals for improvement
- Use the overall VBP Value Score and decile ranking to set goals for improvement

In some markets, health plans are utilizing the Leapfrog VBP Program as a pay-for-performance or financial reward tool. Hospitals interested in securing financial recognition for their participation in and performance on the Leapfrog Hospital Survey should speak with their contracted health plans about opportunities to implement the Leapfrog Value-Based Purchasing Program.

For questions about this report, please contact Leapfrog's Help Desk:
<https://leapfroghelpdesk.zendesk.com>



VIEW SURVEY RESULTS

ratings.leapfroggroup.org